

# Food security and WASH baseline survey

## ACTED's unconditional cash distribution

### Pibor Payam in Boma State, South Sudan — October 2017



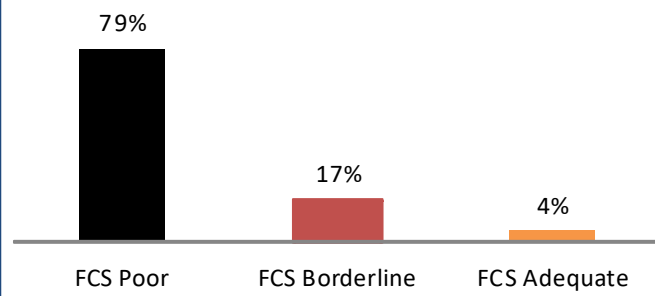
In the Pibor county, successive droughts have resulted in chronic food insecurity and poor access to water and sanitation facilities. The installment of a new leadership in country-level government in early 2017 has eased local conflicts and encouraged the return of thousands to home from neighbouring states and countries. Though these returns have signaled a positive shift in Pibor's security context, the influx has also further stretched shared resources and as a result, challenges already limited livelihood opportunities in the area. In response, ACTED is planning an unconditional cash distribution with the support of Centre De Crise (CDC) in order to assist 1,585 households (7,925 beneficiaries) in the Pibor payam with the aim of improving the food security and the WASH situation. In August 2017, ACTED's AME<sup>1</sup> unit conducted a baseline assessment with a stratified sample of 300 beneficiary households, with stratification at the village level. The assessment was carried out in 10 villages to understand the current food security and water and sanitation situation in the area.



## Food Security and Livelihoods

Average Food Consumption Score (FCS)  
**19.5**

### FCS Categories



Average Coping Strategy Index (CSI)  
**12.3**

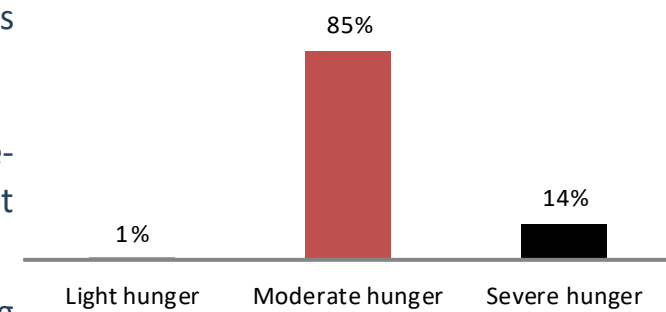
**72%** of households have reduced meal frequency<sup>2</sup>. On average, this happens **2** days per week.

**64%** of households declared having sometimes spent a whole day and a whole night without eating<sup>3</sup>.

**11%** of households declared often having no food of any kind to eat in their house<sup>3</sup>.

Average Household Hunger Scale (HHS)  
**3.3**

### HHS categories



<sup>1</sup> Appraisal, Monitoring and Evaluation

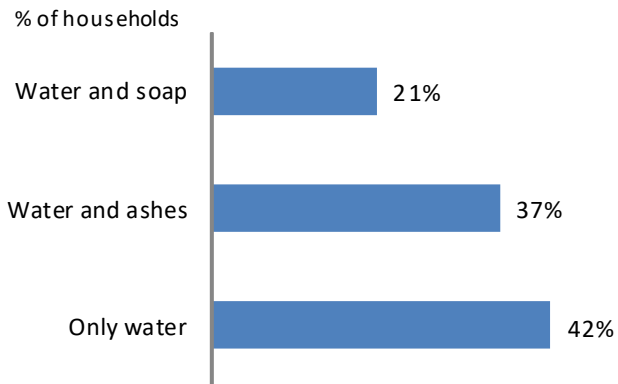
<sup>2</sup> in the last 7 days before the assessment

<sup>3</sup> in the last 30 days before the assessment

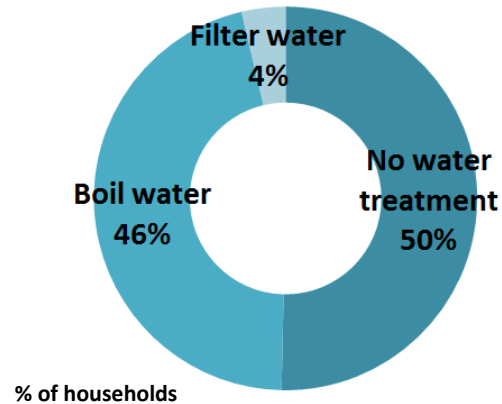


## WASH practices

### Ways household members wash their hands



### Type of water treatment households use before drinking water



## WASH related diseases

**71%** of households declared having at least 1 member suffering from **sickness**<sup>4, 5</sup>.

**46%** of households declared having at least 1 member suffering from **malaria**<sup>4</sup>.

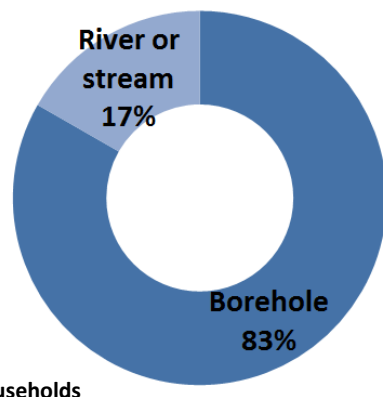
**11%** of households declared having at least 1 member suffering from **diarrhea**<sup>4</sup>.

**56%** of households declared not washing their hands **after being in contact with an infected person**.

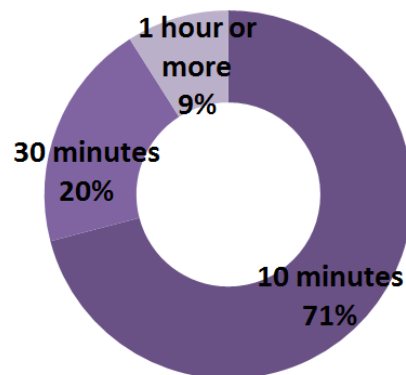


## Water access

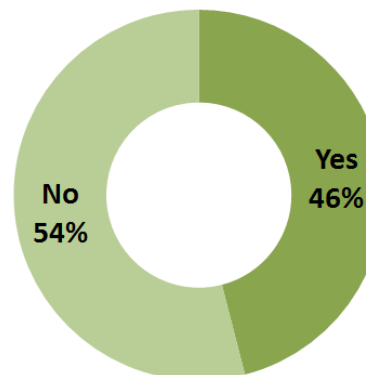
### Households main water source



### Average travel time to main water source



### Households owning a jerrican or a bucket



<sup>4</sup> in the last 2 weeks before the assessment

<sup>5</sup> this includes sicknesses such as malaria, skin infection, diarrhea, flu, eye infection, etc.

For more Details:

**Tony Spence**

Appraisal, Monitoring and Evaluation Manager  
 Juba — ACTED, SOUTH SUDAN  
[tony.spence@acted.org](mailto:tony.spence@acted.org)